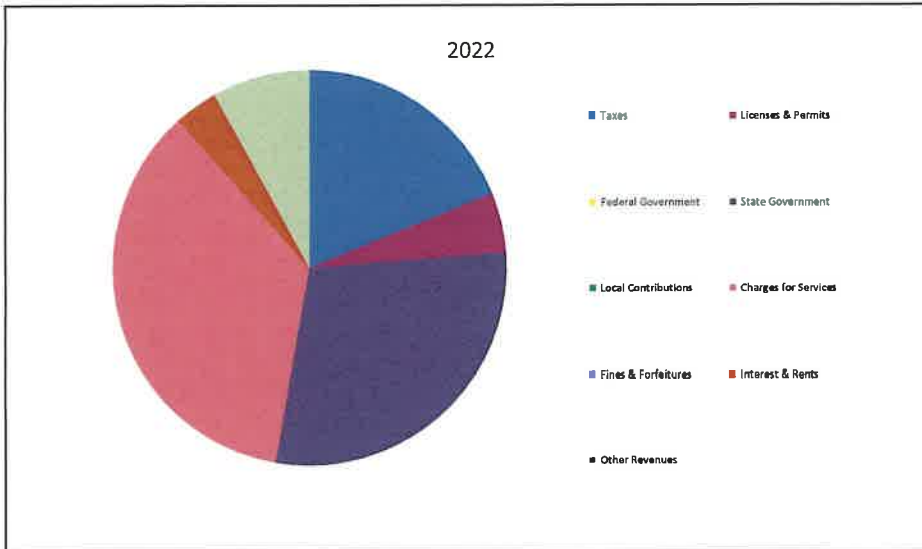


## CITIZENS' GUIDE TO LOCAL UNIT FINANCES - Charter Township of Brighton - Livingston County, MI

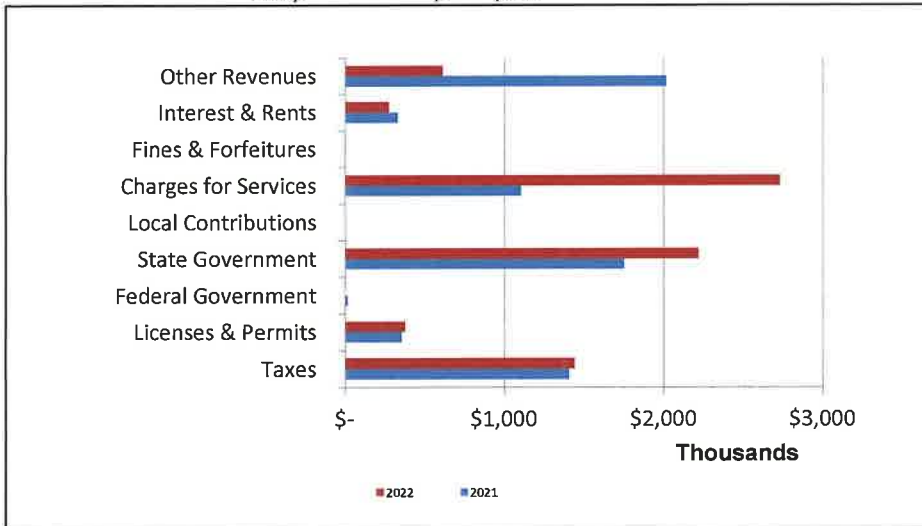
### 1. Where our money comes from (all governmental funds)



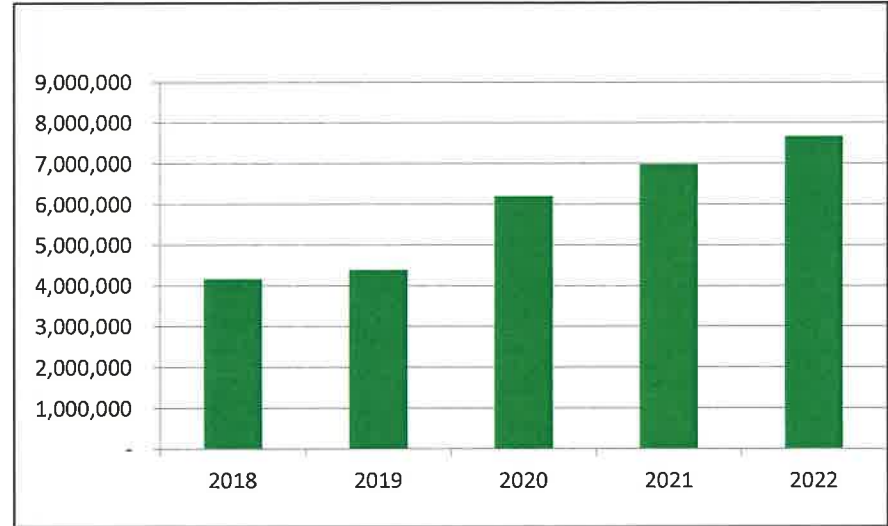
### 2. Compared to the prior year

	2021	2022	Change
Taxes	\$ 1,406,485	\$ 1,441,535	2.49%
Licenses & Permits	\$ 356,082	\$ 376,845	5.83%
Federal Government	\$ 16,296	\$ -	-100.00%
State Government	\$ 1,752,173	\$ 2,220,867	26.75%
Local Contributions	\$ -	\$ -	N/A
Charges for Services	\$ 1,102,565	\$ 2,730,499	147.65%
Fines & Forfeitures	\$ -	\$ -	N/A
Interest & Rents	\$ 330,391	\$ 273,059	-17.35%
Other Revenues	\$ 2,013,256	\$ 611,866	-69.61%
<b>Total Revenues</b>	<b>\$ 6,977,248</b>	<b>\$ 7,654,671</b>	<b>9.71%</b>

### 3. Revenue sources - compared to the prior year



### 4. Historical trends of total revenues



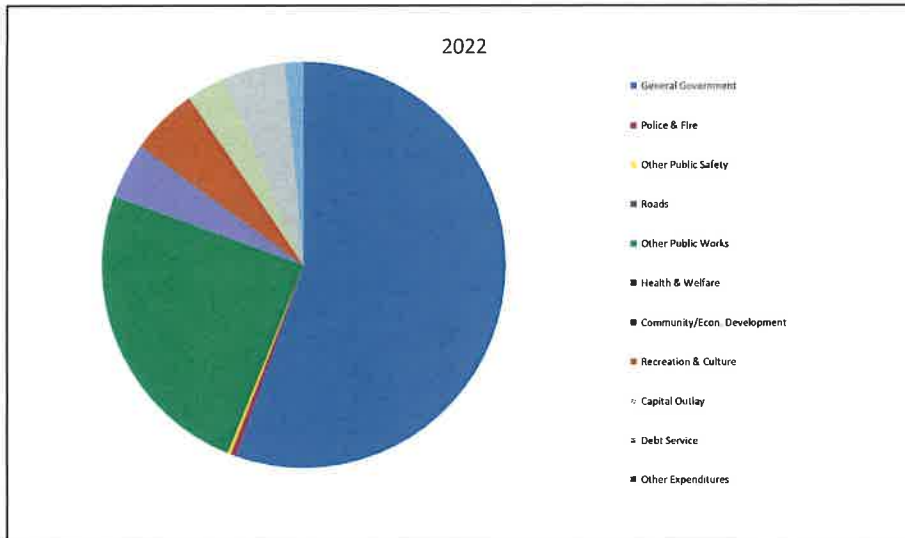
#### Commentary:

Revenues are shown net of interfund transfers.

For more information on our unit's finances, contact Brian P. Vick, Township Manager at 810-229-0550.

**CITIZENS' GUIDE TO LOCAL UNIT FINANCES - Charter Township of Brighton - Livingston County, MI**

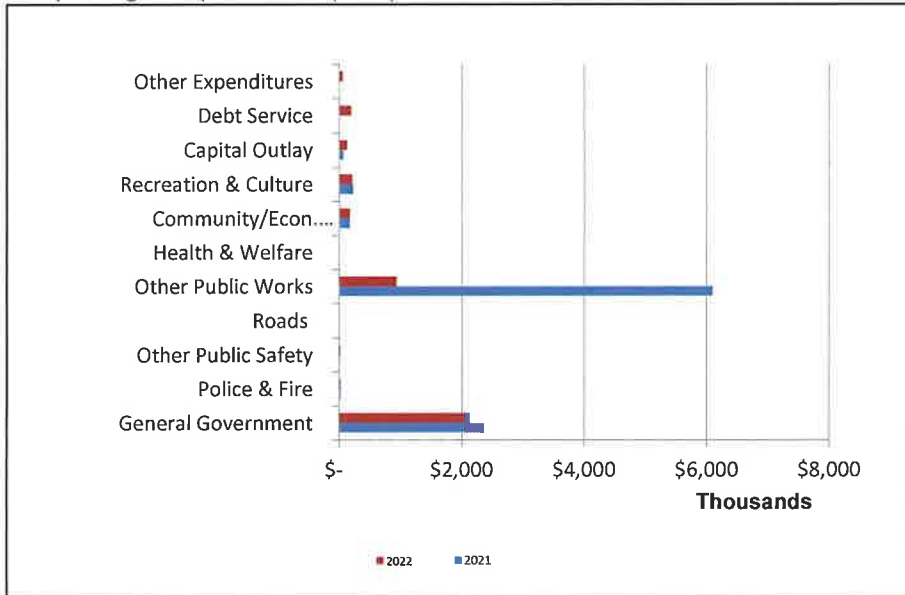
1. Where we spend our money (all governmental funds)



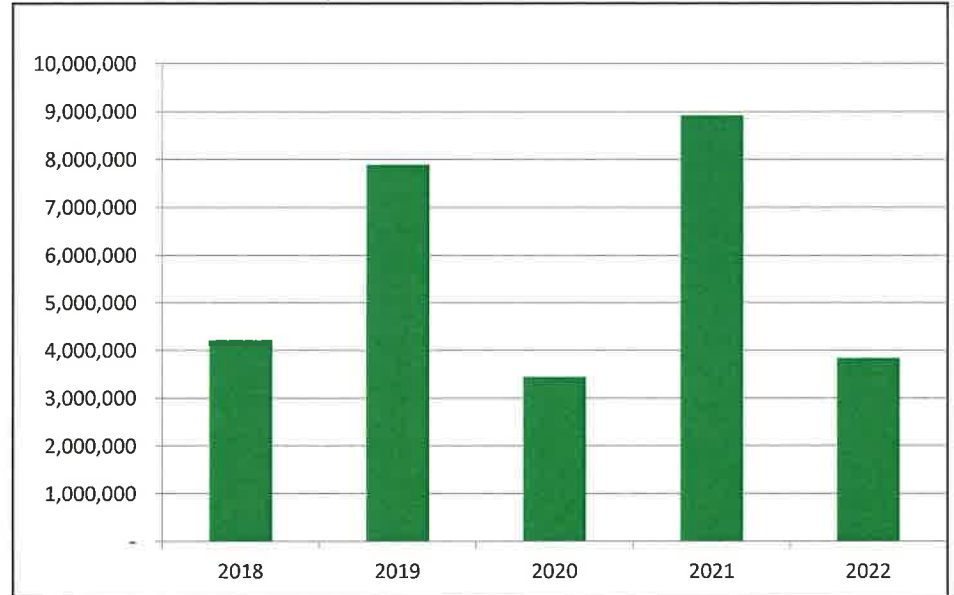
2. Compared to the prior year

	2021	2022	Change
General Government	\$ 2,346,958	\$ 2,126,985	-9.37%
Police & Fire	\$ 18,225	\$ 16,737	-8.16%
Other Public Safety	\$ 9,129	\$ 9,958	9.08%
Roads	\$ -	\$ -	N/A
Other Public Works	\$ 6,096,219	\$ 936,520	-84.64%
Health & Welfare	\$ -	\$ -	N/A
Community/Econ. Development	\$ 166,556	\$ 170,444	2.33%
Recreation & Culture	\$ 219,000	\$ 206,745	-5.60%
Capital Outlay	\$ 62,501	\$ 121,678	94.68%
Debt Service	\$ -	\$ 190,412	N/A
Other Expenditures	\$ -	\$ 57,251	N/A
<b>Total Expenditures</b>	<b>\$ 8,918,588</b>	<b>\$ 3,836,730</b>	<b>-56.98%</b>

3. Spending - compared to the prior year



4. Historical trends of total expenditures



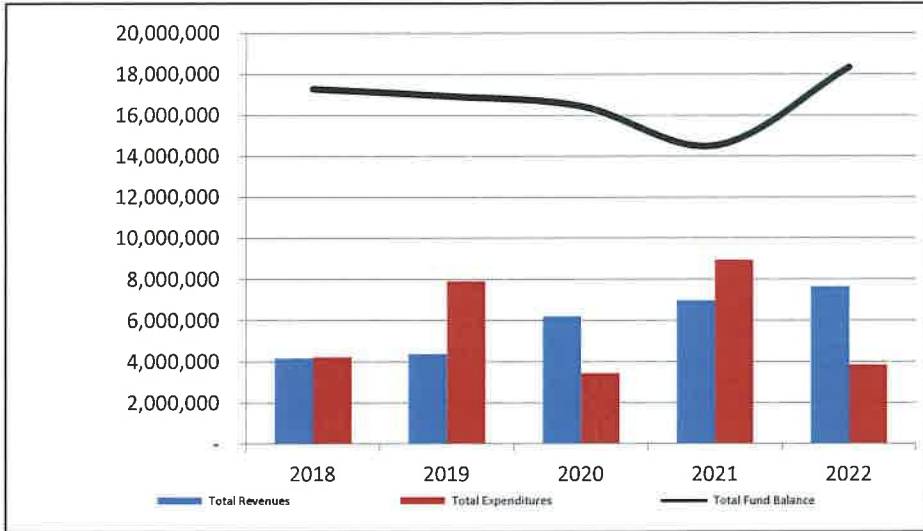
Commentary:

Expenditures are shown net of interfund transfers.

For more information on our unit's finances, contact Brian P. Vick, Township Manager at 810-229-0550.

## CITIZENS' GUIDE TO LOCAL UNIT FINANCES - Charter Township of Brighton - Livingston County, MI

### 1. How have we managed our governmental fund resources (fund balance)

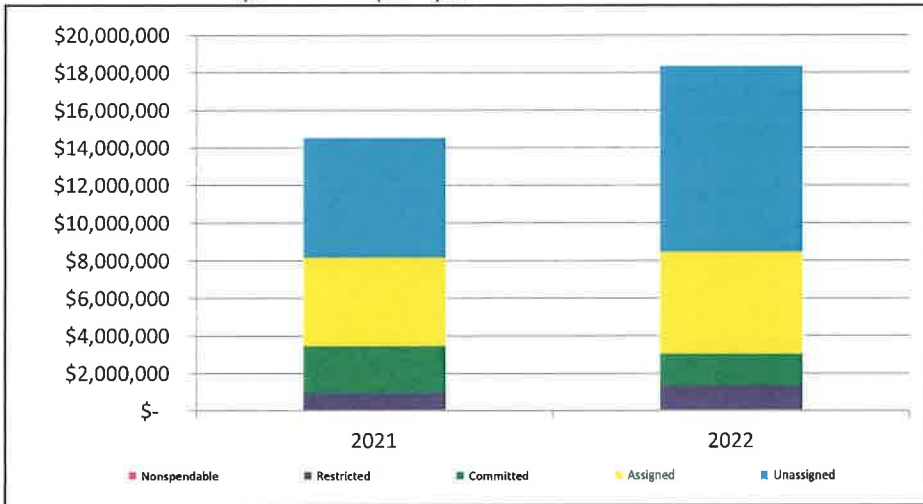


### 2. Compared to the prior year

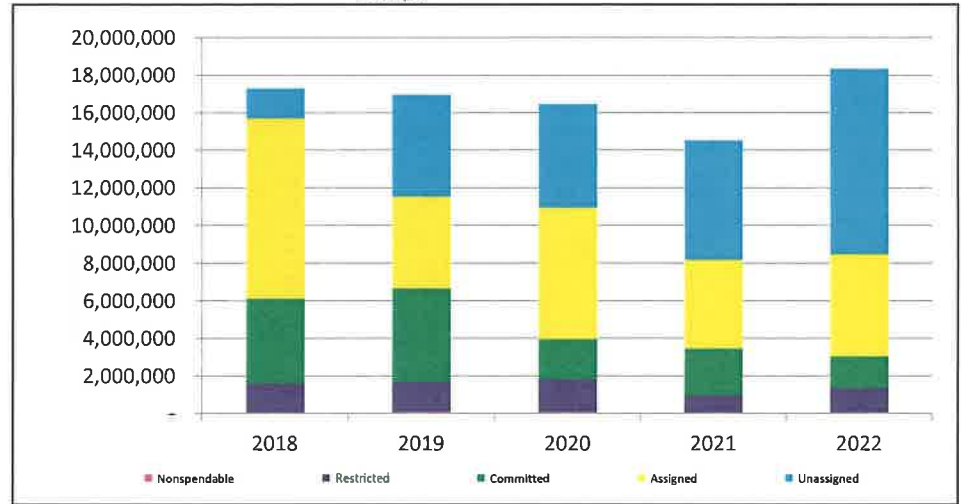
	2021	2022	Change
Revenues	\$ 6,977,248	\$ 7,654,671	9.71%
Expenditures	\$ 8,918,588	\$ 3,836,730	-56.98%
Surplus (Shortfall)	\$ (1,941,340)	\$ 3,817,941	-296.67%

Fund balance, by component:	2021	2022	Change
Nonspendable	\$ 58,498	\$ 48,613	-16.90%
Restricted	\$ 878,454	\$ 1,263,898	43.88%
Committed	\$ 2,506,830	\$ 1,711,759	-31.72%
Assigned	\$ 4,716,205	\$ 5,432,392	15.19%
Unassigned	\$ 6,357,602	\$ 9,878,868	55.39%
<b>Total Fund Balance</b>	<b>\$ 14,517,589</b>	<b>\$ 18,335,530</b>	<b>26.30%</b>

### 3. Fund balance - compared to the prior year



### 4. Historical trends of individual components

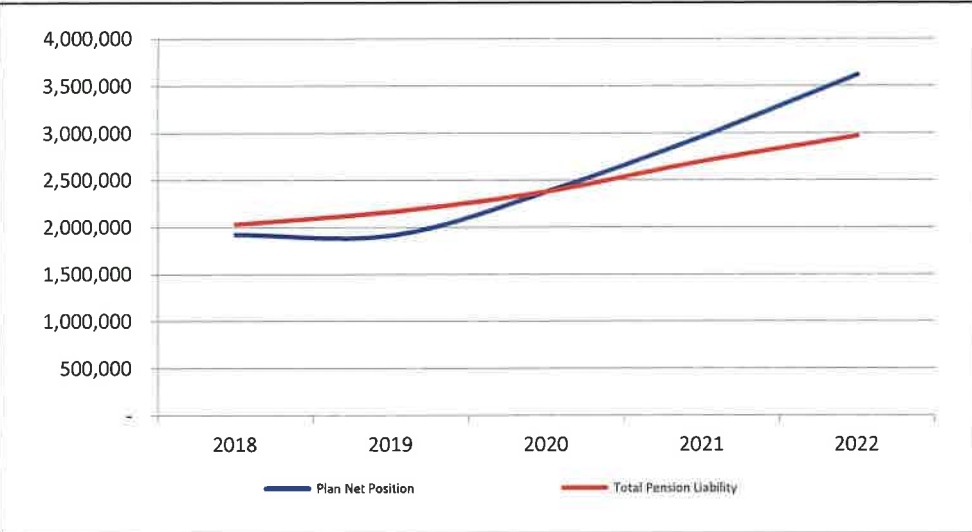


Commentary:

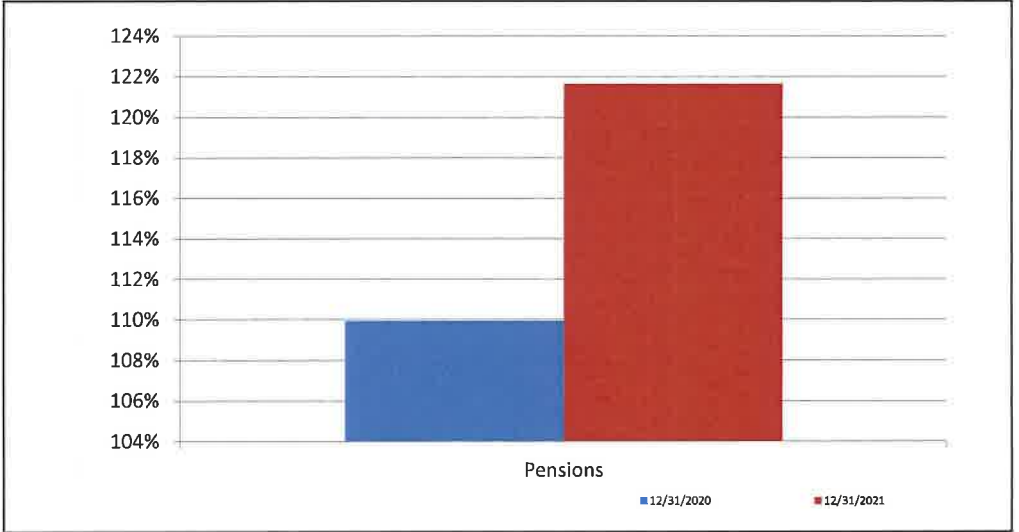
For more information on our unit's finances, contact Brian P. Vick, Township Manager at 810-229-0550.

**CITIZENS' GUIDE TO LOCAL UNIT FINANCES - Charter Township of Brighton - Livingston County, MI**

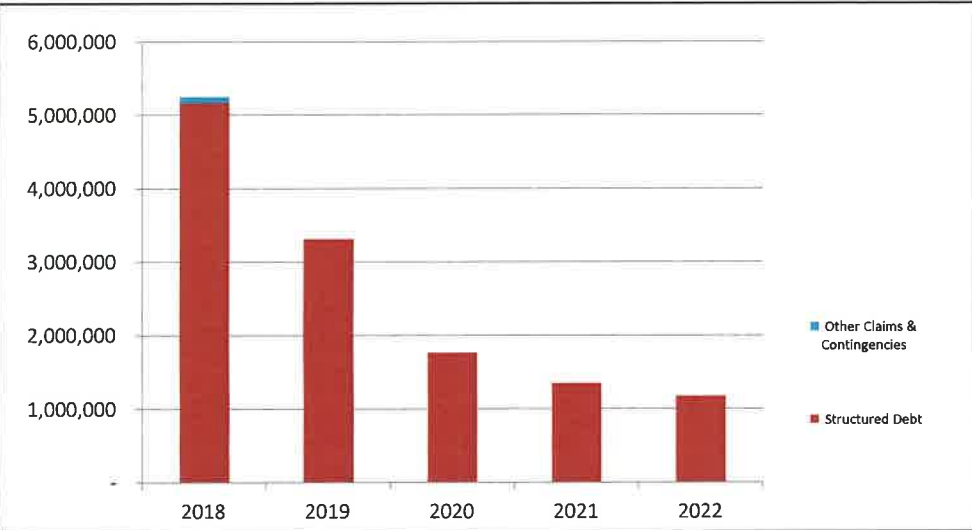
1. Pension status



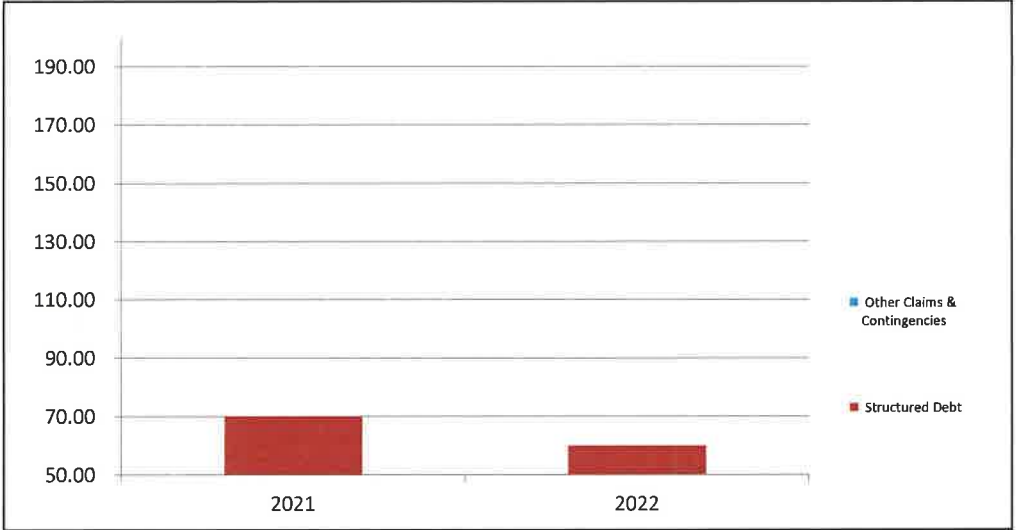
2. Plan net position as a %age of the total pension liability



3. Debt & other long term obligations:



4. Debt & other long term obligations per capita - compared to the prior year



Commentary:  
The Township has no Other Post-Employment Benefits (OPEB).

For more information on our unit's finances, contact Brian P. Vick, Township Manager at 810-229-0550.

## Performance Dashboard

**Local Unit Name: CHARTER TOWNSHIP OF BRIGHTON**

**Local Unit Code: 47-1010**

	2021	2022	Trend	Performance
<b>Fiscal Stability</b>				
Annual General Fund expenditures per capita	\$354	\$176	↓ -50.4%	Positive
Fund Balance as % of annual General Fund expenditures	182.8%	496.3%	↑ 171.5%	Positive
Net pension liability, as a % of annual General Fund revenue	Overfunded	Overfunded	Overfunded	Positive
Debt burden per capita	\$70	\$60	↓ -13.9%	Positive
Number of services delivered via cooperative venture	8	8	→ 0.0%	Neutral
<b>Economic Strength</b>				
% of community with access to high speed broadband	100%	100%	→ 0.0%	Neutral
% of community age 25+ with Bachelor's degree or higher	47%	48%	→ 1.9%	Neutral
Average age of critical infrastructure (years)	20.2	21.3	→ 5.4%	Neutral
<b>Quality of Life</b>				
Acres of parks per thousand residents	24.5	24.3	→ -0.7%	Neutral
Total Parks and recreation expenditures per capita	11.44	10.73	→ -6.2%	Neutral
% of sidewalk/pathway plan completed	54%	58%	↑ 7.4%	Positive
% of community that has access to recycling	100%	100%	→ 0.0%	Neutral
<b>Public Safety</b>				
Traffic injuries or fatalities	89.0	131.0	↑ 47.2%	Negative
	<b>2020</b>	<b>2021</b>	Most Current Data Available	
Violent crimes against people per thousand	3.4	3.5	→ 3.9%	Neutral
Property crimes per thousand	5.2	5.9	↑ 13.4%	Negative

# Debt Service Report

**Local Unit Name:** Charter Township of Brighton - Livingston County, MI  
**Local Unit Code:** 47-1010  
**Current Fiscal Year End Date:** 3/31/2023

**Debt Name:** Road Improvement Project Special Assessment Bonds Series 2020  
**Issuance Date:** 9/1/2020  
**Issuance Amount:** \$1,345,000  
**Debt Instrument (or Type):** Bond  
**Repayment Source(s):** Special assessments

<u>Years Ending</u>	<u>Principal</u>	<u>Interest</u>	<u>Total</u>
3/31/2023	\$ 175,000	\$ 8,399	\$ 183,399
3/31/2024	\$ 170,000	\$ 8,312	\$ 178,312
3/31/2025	\$ 165,000	\$ 8,228	\$ 173,228
3/31/2026	\$ 165,000	\$ 7,156	\$ 172,156
3/31/2027	\$ 160,000	\$ 5,125	\$ 165,125
3/31/2028	\$ 160,000	\$ 3,125	\$ 163,125
3/31/2029	\$ 150,000	\$ 1,188	\$ 151,188
3/31/2030	\$ 20,000	\$ 125	\$ 20,125
<b>Totals</b>	<b>\$ 1,165,000</b>	<b>\$ 41,658</b>	<b>\$ 1,206,658</b>

Commentary:  
 Interest rates: .05% to 1.25%

# Projected Budget Report

Local Unit Name: Charter Township of Brighton -  
 Local Unit Code: Livingston County, MI  
 Current Fiscal Year End Date: 47-1010  
 Fund Name: 3/31/2023  
 General

		Fiscal Year 3/31/2023 Budget	Percentage Change		Projected Fiscal Year 3/31/2024 Budget	Assumptions
<b>REVENUES</b>	\$	3,801,984	3.0 %	\$	3,916,044	Projected figures have been projected based on a slight increase in taxable values, a slight increase in population, and a decrease in personal property taxes.
<b>EXPENDITURES</b>						
Township board	\$	162,560	3.0 %	\$	167,437	
Supervisor	\$	43,270	3.0 %	\$	44,568	
Administration - manager	\$	301,238	3.0 %	\$	310,275	
Elections	\$	358,940	3.0 %	\$	369,708	
Assessor	\$	345,210	3.0 %	\$	355,566	
Clerk	\$	348,325	3.0 %	\$	358,775	
Treasurer	\$	332,355	3.0 %	\$	342,326	
Township hall/grounds	\$	471,782	3.0 %	\$	485,935	
Cemetery	\$	39,000	3.0 %	\$	40,170	
Other services	\$	879,000	3.0 %	\$	905,370	
Fire department	\$	252,100	3.0 %	\$	259,663	
Planning	\$	215,770	3.0 %	\$	222,243	
Code enforcement	\$	15,730	3.0 %	\$	16,202	
Emergency preparedness	\$	8,500	3.0 %	\$	8,755	
Drains	\$	403,500	3.0 %	\$	415,605	
Roads	\$	65,000	3.0 %	\$	66,950	
Environmental	\$	54,000	3.0 %	\$	55,620	
Municipal refuse collection	\$	15,000	3.0 %	\$	15,450	
Sewer and water	\$	27,000	3.0 %	\$	27,810	
Parks and recreation	\$	154,000	3.0 %	\$	158,620	
Contingency	\$	10,000	3.0 %	\$	10,300	
<b>TOTAL EXPENDITURES</b>	\$	4,502,280		\$	4,637,348	
<b>Excess of revenues over (under) expenditures</b>	\$	(700,296)		\$	(721,304)	

# Projected Budget Report

Local Unit Name:  
 Local Unit Code:  
 Current Fiscal Year End Date:  
 Fund Name:

Charter Township of Brighton -  
 Livingston County, MI  
 47-1010  
 3/31/2023  
 General

		Fiscal Year 3/31/2023 Budget	Percentage Change		Projected Fiscal Year 3/31/2024 Budget	Assumptions
<hr/>						
<b>Other Financing Sources (Uses)</b>						
Transfers in	\$	2,000	3.0 %	\$	2,060	
Transfers (out)	\$	(812,000)	3.0 %	\$	(836,360)	
<b>Net change in fund balance</b>	\$	(1,510,296)		\$	(1,555,604)	
<b>Fund balance at beginning of year</b>	\$	16,785,630		\$	15,275,334	
<b>Fund balance at end of year</b>	\$	15,275,334		\$	13,719,730	